



### Origami Pigeon

This is a one of many origami Bird designs. It is fun for kids but a little difficult. Start with square origami paper. Follow diagrams and instructions.

### Tamworth Pest Control

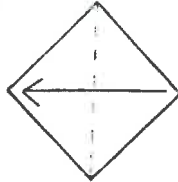
Staffs and N.Warks Free Call Out 01827 718119 / 07767 336485

[www.prokill.co.uk](http://www.prokill.co.uk)



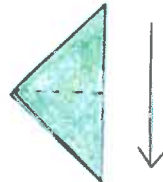
AdChoices

1



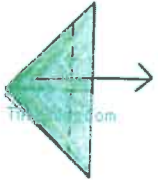
Fold along the line

2




Fold in half

3



Fold along the line

4



Fold the little triangle

5



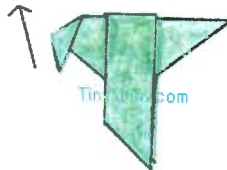
Fold in half

6



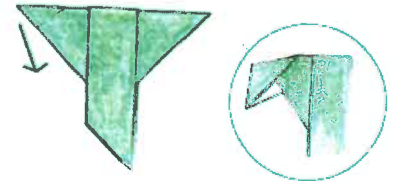
Fold along the line

7



bring it back

8

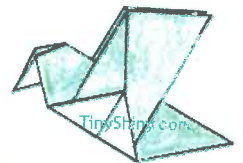


Fold inward

9



Fold both sides up



Finished Pigeon!!

Illustrations by little-akiko  
TinyShiny.com