

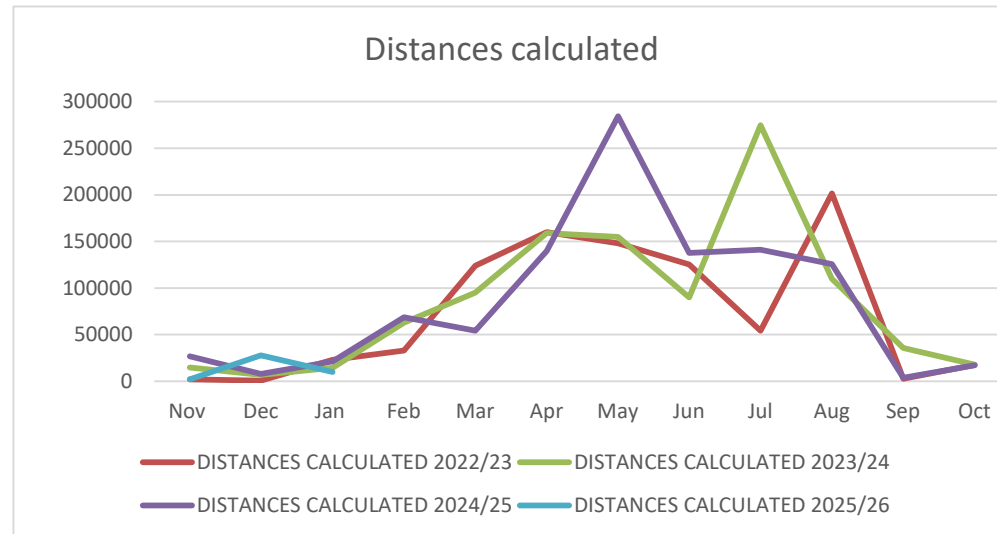
RACING SUPPORT

DISTANCES CALCULATED

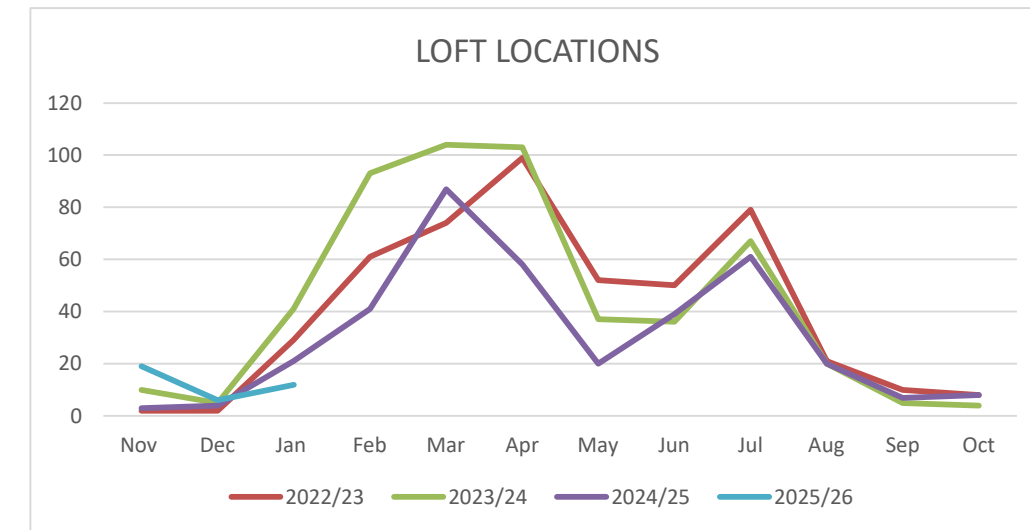
	2022/23	2023/24	2024/25	2025/26
Nov	2,193	14,728	26,665	1,965
Dec	775	6,939	7,925	27,666
Jan	22,890	14,372	21,275	10,023
Feb	32,988	63,006	68,826	
Mar	124,034	95,015	54,300	
Apr	160,055	159,068	139,801	
May	147,875	154,821	284,232	
Jun	125,498	89,887	137,711	
Jul	54,210	274,512	141,086	
Aug	201,639	109,777	125,559	
Sep	2,574	35,772	3,708	
Oct	17,419	17,730	17,332	
Total	892,150	1,035,627	1,028,420	39,654

LOFT LOCATIONS CALCULATED

	2022/23	2023/24	2024/25	2025/26
Nov	2	10	3	19
Dec	2	5	4	6
Jan	29	41	21	12
Feb	61	93	41	
Mar	74	104	87	
Apr	99	103	58	
May	52	37	20	
Jun	50	36	39	
Jul	79	67	61	
Aug	21	20	20	
Sep	10	5	7	
Oct	8	4	8	
Total	487	525	369	37



Distances are calculated electronically on the RPRA database however, manual intervention is required to process the email replies. December 2025 increase is due



There are 2 busy periods for loft location requests i.e. start of OB and YB racing seasons.

RPRA Key Measures at 31st January 2026

Inland Racing				
2021	2023	2024	2025	2026
222	204	156	180	56
122	115	116	115	110
2951	2476	2551	2466	876
3064	715	783	528	14

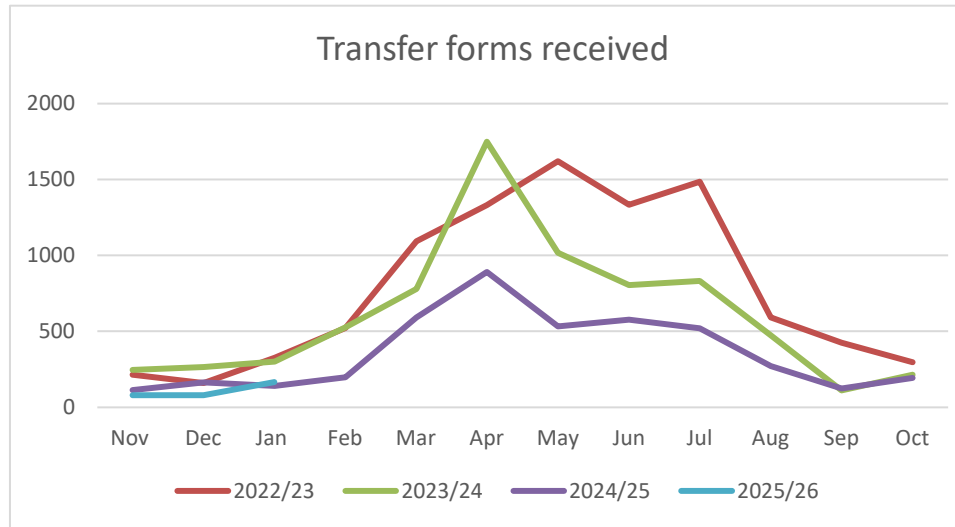
Race programmes received
 Liberation sites managed
 Liberation site bookings
 Liberation site bookings cancelled

Continental Racing				
2021	2023	2024	2025	2026
0	14	14	16	4
0	46	54	54	47
0	52	81	40	0
0	58	66	56	0

Race programmes received
 Liberation sites (French)
 FCF liberation permits applied for
 Ferry bookings

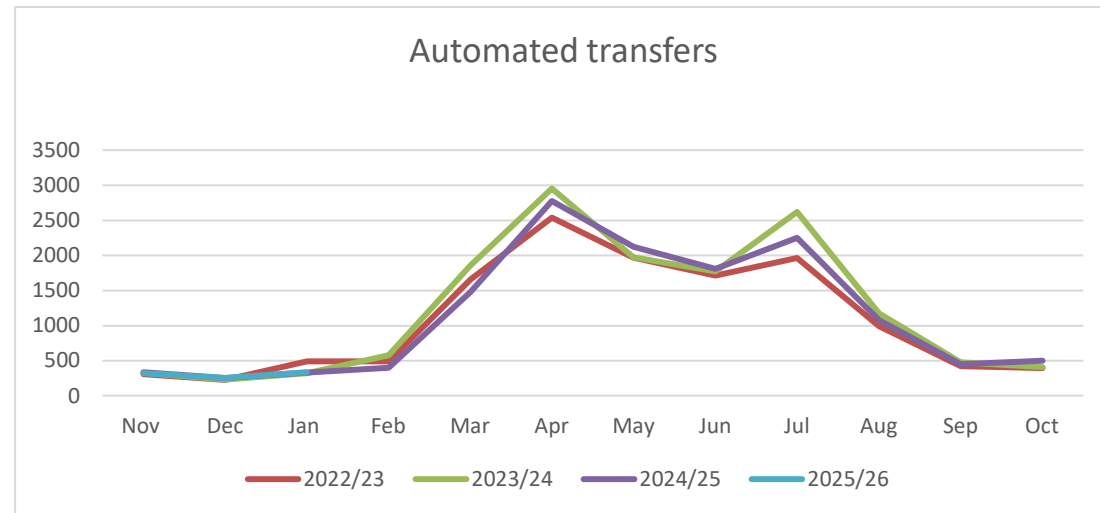
MEMBERSHIP SUPPORT - Transfers

TRANSFER FORMS RECEIVED (by post)				
	2022/23	2023/24	2024/25	2025/26
Nov	215	245	113	80
Dec	160	264	163	79
Jan	326	301	140	166
Feb	521	527	197	
Mar	1,094	778	592	
Apr	1,331	1,749	891	
May	1,620	1,017	532	
Jun	1,333	805	577	
Jul	1,484	831	520	
Aug	592	473	271	
Sep	425	112	123	
Oct	297	214	192	
Total	9,398	7,316	4,311	325



Between April & July we process an average of 200 transfer forms per week.

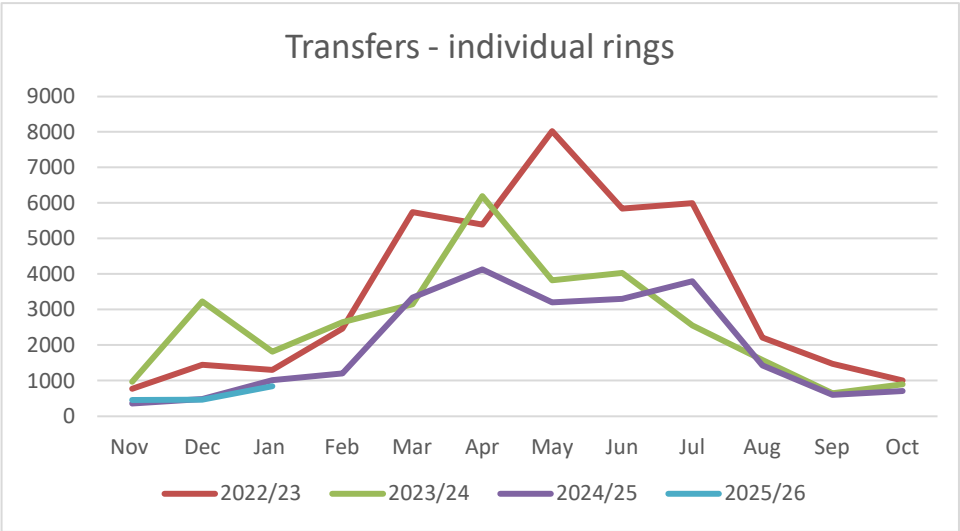
AUTOMATED TRANSFERS (multiple rings)				
	2022/23	2023/24	2024/25	2025/26
Nov	309	328	337	323
Dec	227	231	254	253
Jan	493	323	331	337
Feb	493	579	400	
Mar	1,657	1,862	1,482	
Apr	2,540	2,955	2,775	
May	1,970	1,972	2,123	
Jun	1,714	1,774	1,809	
Jul	1,963	2,622	2,252	
Aug	992	1,174	1,081	
Sep	425	476	449	
Oct	395	409	500	
Total	13,178	14,705	13,793	913



Facility for paid up members to transfer rings online themselves, free of charge.

RPRA Key Measures at 31st January 2026

TRANSFERS- individual rings				
	2022/23	2023/24	2024/25	2025/26
Nov	769	963	356	455
Dec	1,446	3,229	479	462
Jan	1,301	1,813	1,015	839
Feb	2,462	2,645	1,206	
Mar	5,742	3,148	3,338	
Apr	5,391	6,198	4,129	
May	8,028	3,820	3,197	
Jun	5,841	4,027	3,303	
Jul	5,995	2,552	3,792	
Aug	2,214	1,582	1,423	
Sep	1,473	642	599	
Oct	1,004	894	703	
Total	41,666	31,513	23,540	1,756

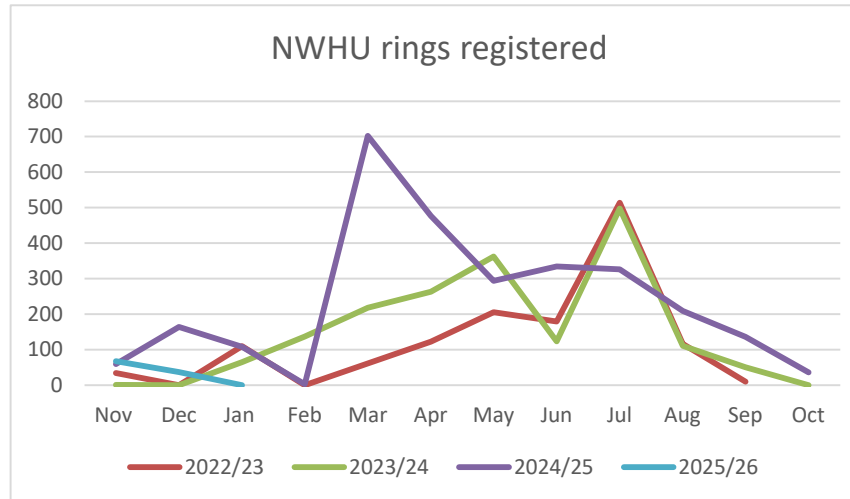


Numbers of individual rings transferred each month. Dec 2023 One Loft transfers condensed into one month.

MEMBERSHIP SUPPORT - Rings

NWHU RINGS REGISTERED

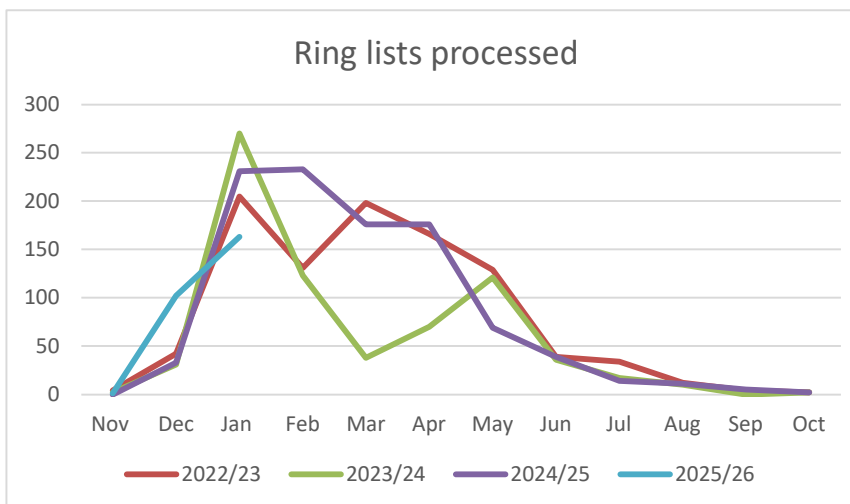
	2022/23	2023/24	2024/25	2025/26
Nov	34	1	59	68
Dec	0	0	164	37
Jan	110	65	108	0
Feb	0	137	3	
Mar	61	218	702	
Apr	122	263	477	
May	205	362	294	
Jun	179	123	334	
Jul	514	498	326	
Aug	116	111	209	
Sep	10	50	136	
Oct		0	36	
Total	1,351	1,828	2,848	105



Reduction in NWHU ring registrations due to the new agreement brought in by RPRA & NWHU in December 2025

RING LISTS - PROCESSED

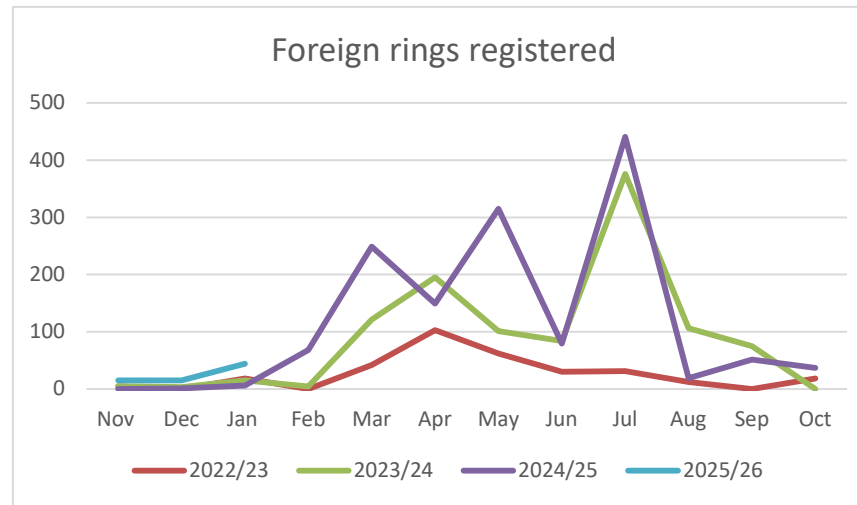
	2022/23	2023/24	2024/25	2025/26
Nov	4	2	0	1
Dec	42	31	33	102
Jan	205	270	231	163
Feb	131	123	233	
Mar	198	38	176	
Apr	166	70	176	
May	129	121	69	
Jun	39	36	39	
Jul	34	17	14	
Aug	12	10	11	
Sep	4	0	5	
Oct	2	2	2	
Total	966	720	989	266



Large drop in 2024 was due to Staff Sickness and only ring lists received by post monitored. 2024/25 season lists were monitored via email & post

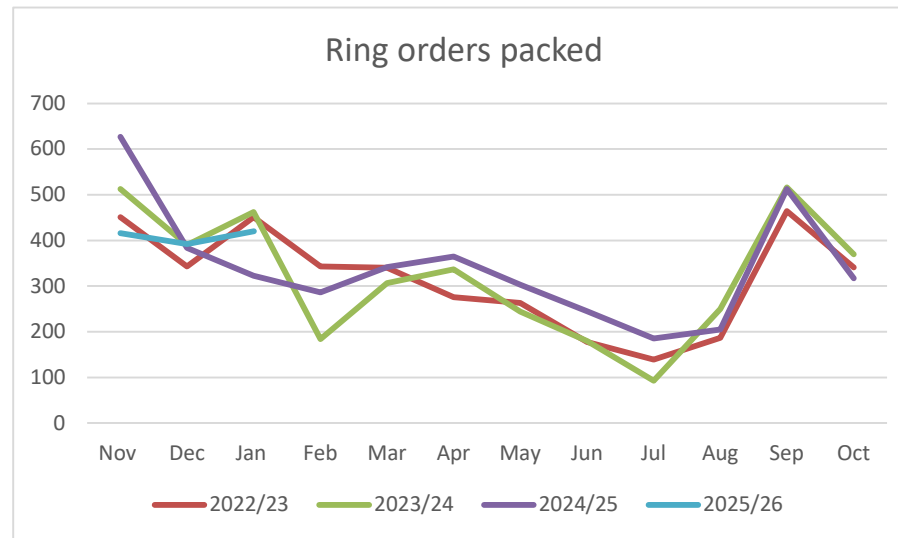
RPRA Key Measures at 31st January 2026

FOREIGN RINGS REGISTERED				
	2022/23	2023/24	2024/25	2025/26
Nov	4	5	0	15
Dec	0	3	1	15
Jan	18	15	6	44
Feb	0	4	68	
Mar	42	121	249	
Apr	103	195	149	
May	62	101	315	
Jun	30	84	79	
Jul	31	376	441	
Aug	12	106	19	
Sep	0	75	51	
Oct	18	0	37	
Total	320	1,085	1,415	74



The majority of young birds bought from foreign breeders have their rings registered prior to the start of the YB season. July/Aug 2024 Spikes due to large amount of BE/NL/PL. July 2025 Spikes due to large amount of BE birds.

RING ORDERS PACKED				
	2022/23	2023/24	2024/25	2025/26
Nov	451	513	627	416
Dec	343	390	384	392
Jan	451	462	323	420
Feb	343	184	286	
Mar	340	307	342	
Apr	276	337	365	
May	263	244	303	
Jun	178	180	245	
Jul	139	93	185	
Aug	187	250	205	
Sep	464	516	513	
Oct	341	370	317	
Total	3,776	3,846	4,095	1,228

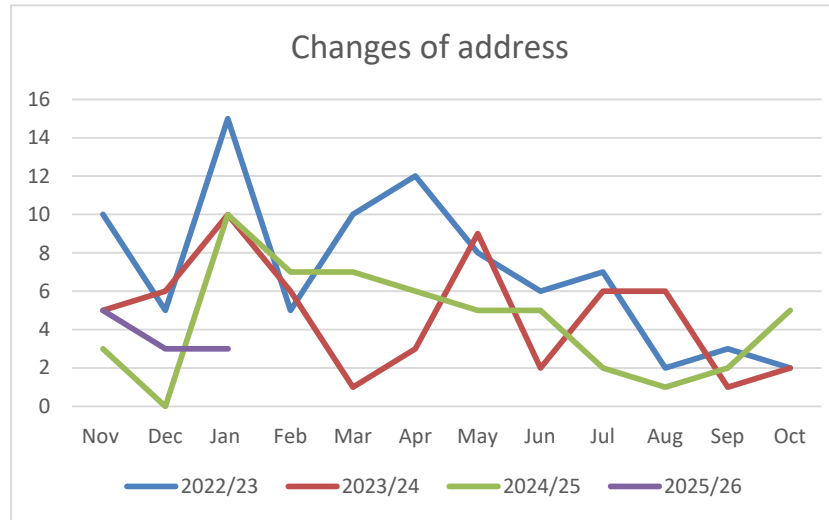


Ring orders are packed and posted the same day. September to January are the busiest months. **Online rings orders went live in March/April 2020.**

MEMBERSHIP SUPPORT - General administration

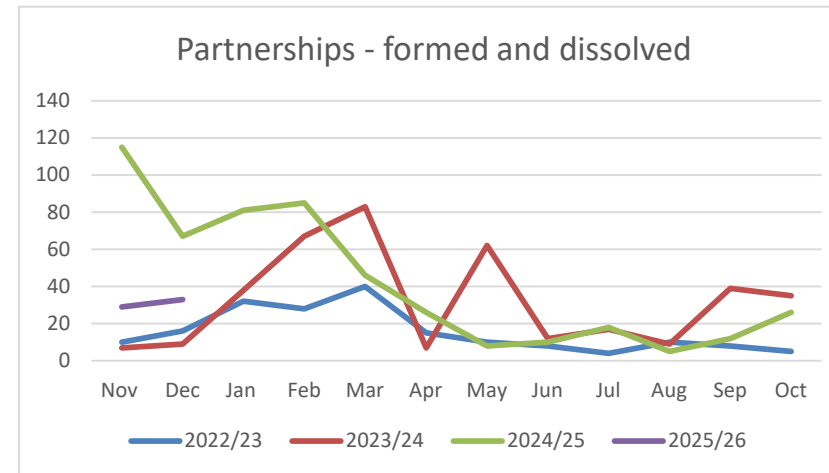
ADDRESS CHANGES

	2022/23	2023/24	2024/25	2025/26
Nov	10	5	3	5
Dec	5	6	0	3
Jan	15	10	10	3
Feb	5	6	7	
Mar	10	1	7	
Apr	12	3	6	
May	8	9	5	
Jun	6	2	5	
Jul	7	6	2	
Aug	2	6	1	
Sep	3	1	2	
Oct	2	2	5	
Total	85	57	53	11



PARTNERSHIPS- FORMED & DISSOLVED

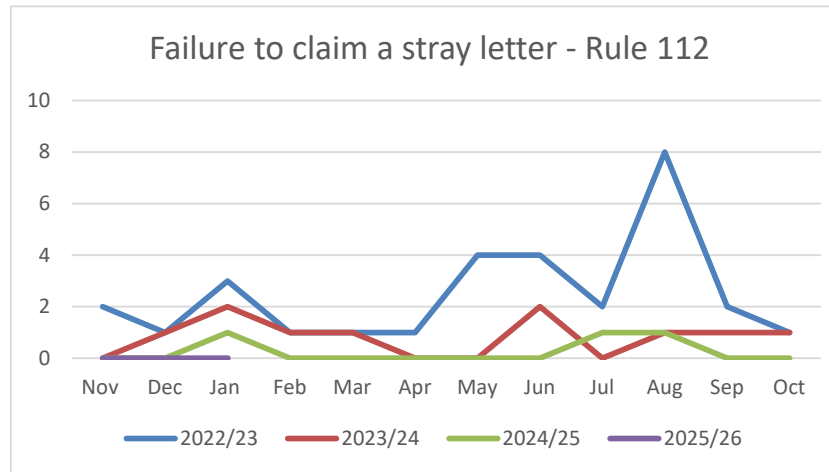
	2022/23	2023/24	2024/25	2025/26
Nov	10	7	115	29
Dec	16	9	67	33
Jan	32	38	81	
Feb	28	67	85	
Mar	40	83	46	
Apr	15	7	26	
May	10	62	8	
Jun	8	12	10	
Jul	4	17	18	
Aug	10	9	5	
Sep	8	39	12	
Oct	5	35	26	
Total	186	385	499	62



Most partnership are formed and dissolved before OB racing season. Spikes 2024/2025 due to the introduction of Levy Payment 2024.

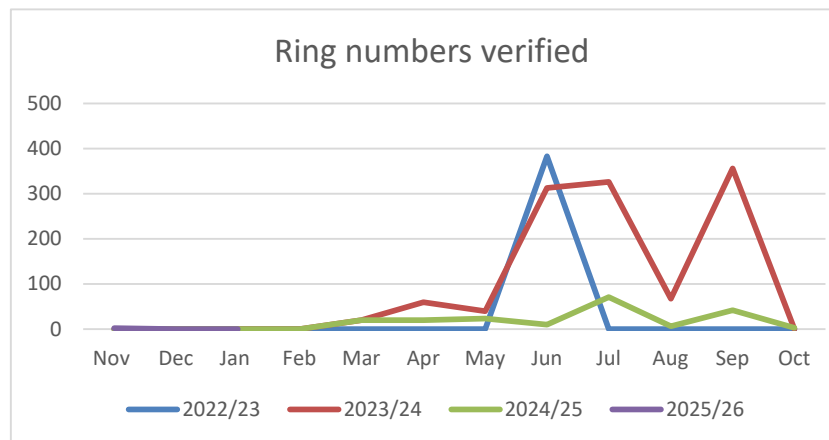
RPRA Key Measures at 31st January 2026

RULE 112 letter- failure to collect stray				
	2022/23	2023/24	2024/25	2025/26
Nov	2	0	0	0
Dec	1	1	0	0
Jan	3	2	1	0
Feb	1	1	0	
Mar	1	1	0	
Apr	1	0	0	
May	4	0	0	
Jun	4	2	0	
Jul	2	0	1	
Aug	8	1	1	
Sep	2	1	0	
Oct	1	1	0	
Total	30	10	3	0



Letters sent to owners failing to collect their stray pigeons. These have reduced in 2024 as we aimed to have stray birds collected by local fanciers as interim measures to assist fanciers. 250 birds collections organised between Jan-Sept 2025

RING VERIFICATIONS				
	2022/23	2023/24	2024/25	2025/26
Nov	0	0	0	2
Dec	0	0	0	0
Jan	0	0	0	0
Feb	0	0	0	
Mar	0	20	20	
Apr	0	60	20	
May	0	40	24	
Jun	383	313	10	
Jul	0	326	71	
Aug	0	68	7	
Sep	0	356	42	
Oct	0	0	3	
Total	383	1,183	197	2



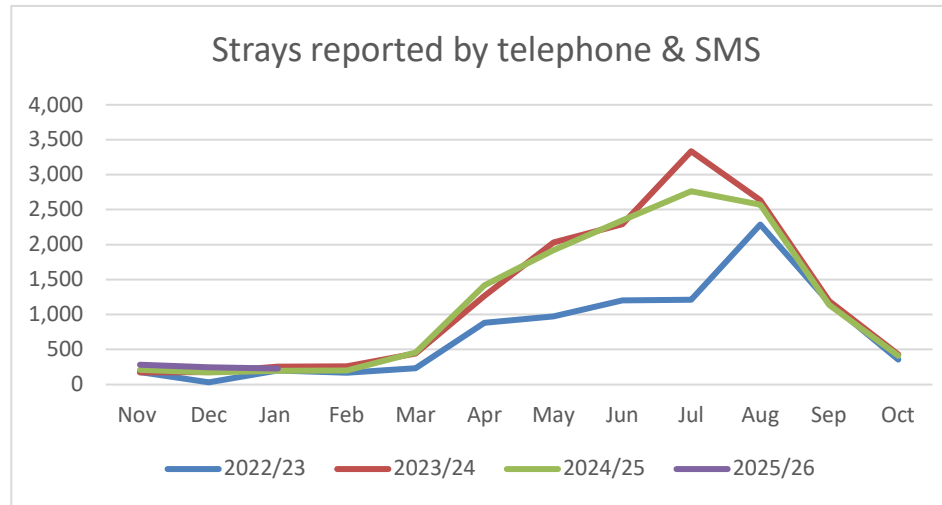
Ring registrations verified prior to OB & YB racing, for show entrants, race winners and other unions. 2024/25 stats low due to the introduction of the free online tool for RPRA members.

RPRA Key Measures at 31st January 2026

MEMBERSHIP SUPPORT - Strays

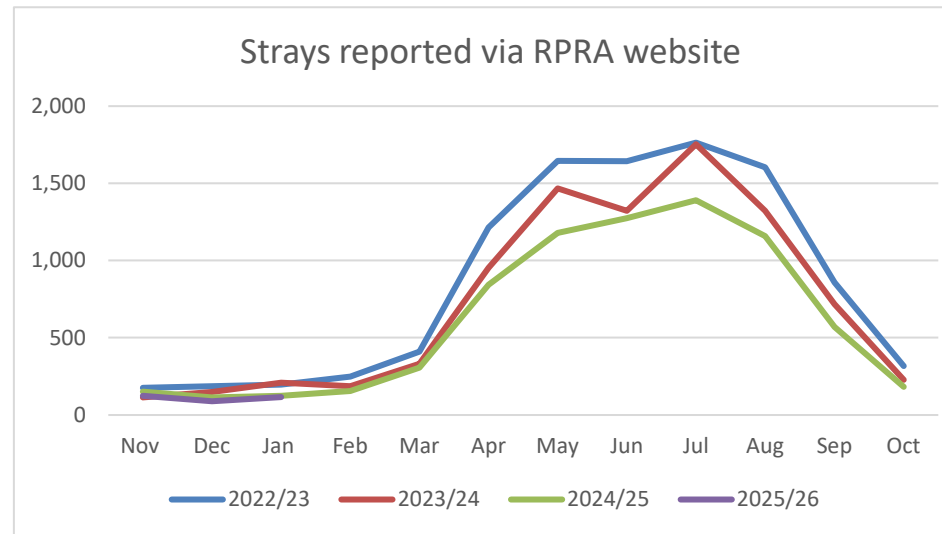
STRAY REPORTS - TELEPHONE & SMS

	2022/23	2023/24	2024/25	2025/26
Nov	176	175	210	284
Dec	34	176	175	244
Jan	199	254	194	228
Feb	167	260	200	
Mar	234	441	458	
Apr	883	1,264	1,419	
May	971	2,030	1,922	
Jun	1,204	2,293	2,348	
Jul	1,209	3,336	2,762	
Aug	2,289	2,635	2,570	
Sep	1,171	1,193	1,138	
Oct	354	430	410	
Total	8,891	14,487	13,806	756



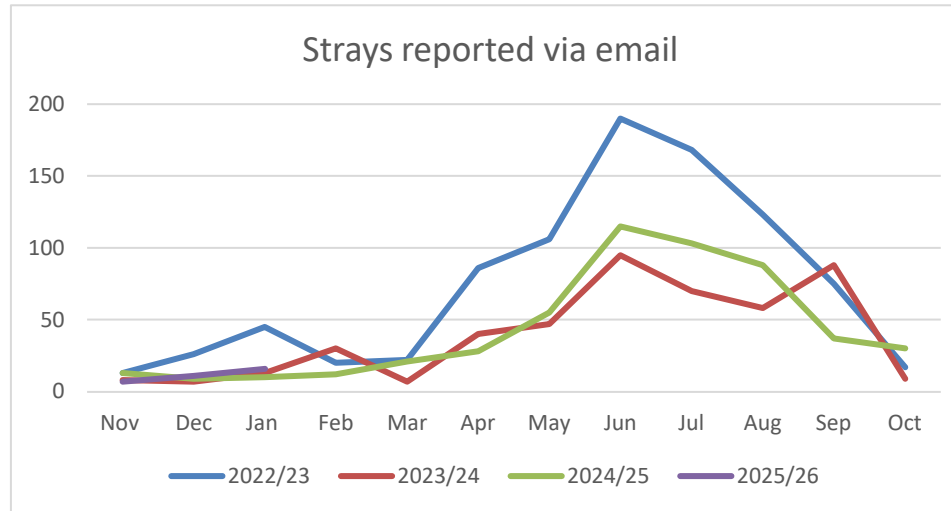
STRAY REPORTS - RPRA WEBSITE

	2022/23	2023/24	2024/25	2025/26
Nov	177	115	151	125
Dec	185	148	114	90
Jan	197	208	123	115
Feb	247	186	154	
Mar	410	331	306	
Apr	1,214	953	842	
May	1,646	1,467	1,179	
Jun	1,642	1,322	1,275	
Jul	1,765	1,754	1,392	
Aug	1,603	1,322	1,158	
Sep	858	716	569	
Oct	317	227	181	
Total	10,261	8,749	7,444	330



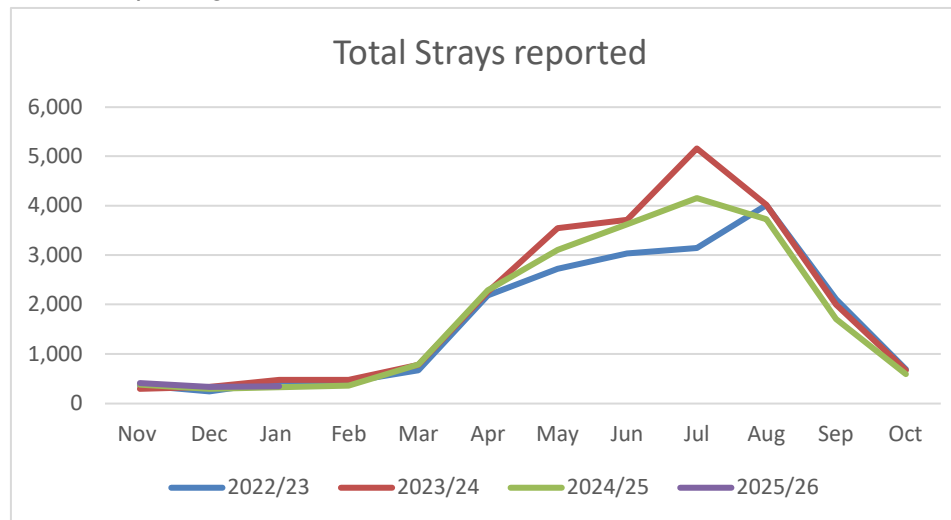
RPRA Key Measures at 31st January 2026

STRAY REPORTS - EMAIL				
	2022/23	2023/24	2024/25	2025/26
Nov	13	8	13	7
Dec	26	7	9	11
Jan	45	13	10	16
Feb	20	30	12	
Mar	22	7	21	
Apr	86	40	28	
May	106	47	55	
Jun	190	95	115	
Jul	168	70	103	
Aug	123	58	88	
Sep	75	88	37	
Oct	17	9	30	
Total	891	472	521	34



We receive stray reports & enquiries by email which require replies and/or reporting.

STRAY REPORTS - TOTAL				
	2022/23	2023/24	2024/25	2025/26
Nov	366	298	374	409
Dec	245	331	298	334
Jan	441	475	327	343
Feb	434	476	354	
Mar	666	779	785	
Apr	2,183	2,257	2,289	
May	2,723	3,544	3,101	
Jun	3,036	3,710	3,623	
Jul	3,142	5,160	4,154	
Aug	4,015	4,015	3,728	
Sep	2,104	1,997	1,707	
Oct	688	666	591	
Total	20,043	23,708	21,331	1,086

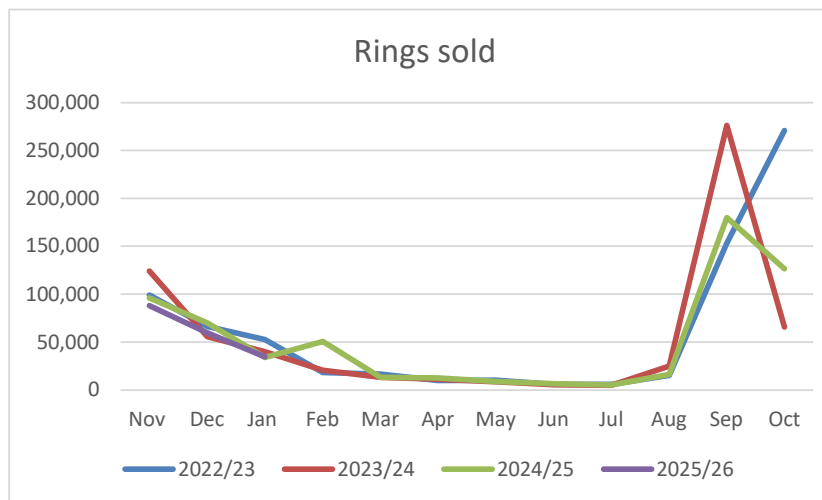


Typically most stray reports are received at the start of the YB race season.

MEMBERSHIP SUPPORT - Sales

RING SALES

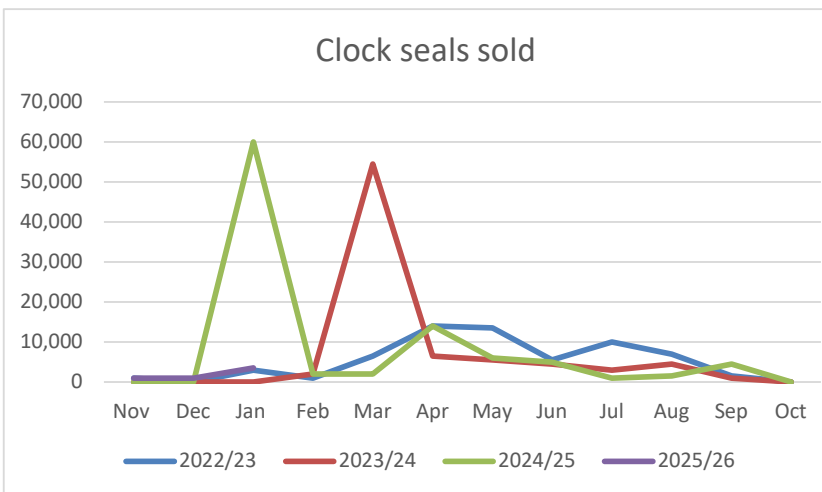
	2022/23	2023/24	2024/25	2025/26
Nov	98,900	124,101	95,900	87,940
Dec	66,242	55,420	69,801	59,440
Jan	52,450	39,760	33,704	34,628
Feb	18,100	20,440	50,700	
Mar	16,420	13,060	13,181	
Apr	9,640	11,265	12,560	
May	10,300	8,380	8,861	
Jun	5,980	5,300	6,420	
Jul	5,980	4,960	5,120	
Aug	15,180	24,700	16,220	
Sep	153,240	276,195	180,103	
Oct	271,020	65,661	126,340	
Total	723,452	649,242	618,910	182,008



Steady decline in ring sales year on year inline with the decline of membership numbers.

CLOCK SEAL SALES

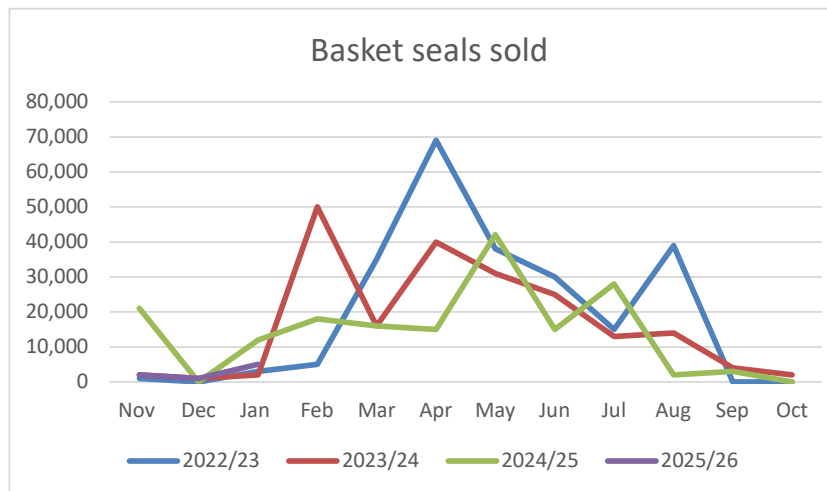
	2022/23	2023/24	2024/25	2025/26
Nov	1,000	0	0	1,000
Dec	0	0	0	1,000
Jan	3,000	0	60,000	3,500
Feb	1,000	2,000	2,000	
Mar	6,500	54,500	2,000	
Apr	14,000	6,500	14,000	
May	13,500	5,500	6,000	
Jun	5,500	4,500	5,000	
Jul	10,000	3,000	1,000	
Aug	7,000	4,500	1,500	
Sep	1,500	1,000	4,500	
Oct	0	0	0	
Total	63,000	81,500	96,000	5,500



As ring sales decrease in January the sales of clock and basket seals increase. Spike in March 2024 due to 50,000 order Made by NI Provincial Amalgamation and further order made Jan 2025 for 60,000.

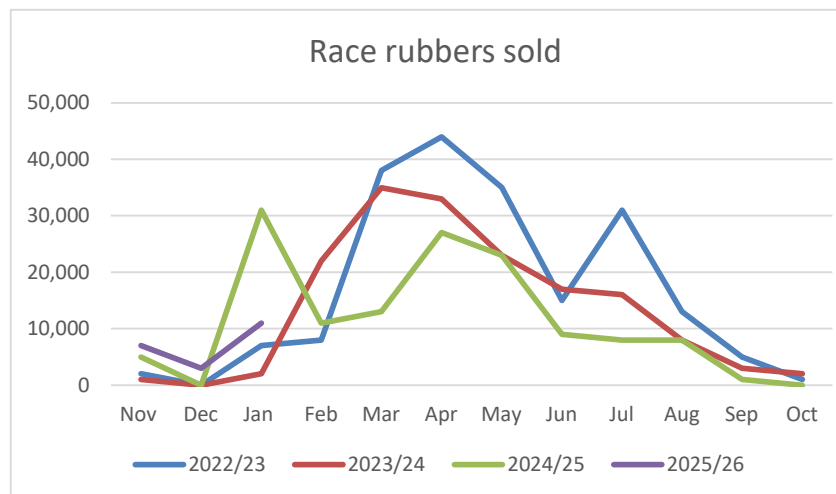
RPR Key Measures at 31st January 2026

BASKET SEAL SALES				
	2022/23	2023/24	2024/25	2025/26
Nov	1,000	2,000	21,000	2,000
Dec	0	1,000	0	1,000
Jan	3,000	2,000	12,000	5,000
Feb	5,000	50,000	18,000	
Mar	35,000	16,000	16,000	
Apr	69,000	40,000	15,000	
May	38,000	31,000	42,000	
Jun	30,000	25,000	15,000	
Jul	15,000	13,000	28,000	
Aug	39,000	14,000	2,000	
Sep	0	4,000	3,000	
Oct	0	2,000	0	
Total	235,000	200,000	172,000	8,000



Basket seal sales generally peak as the OB racing season starts. Stocks are also sold together with race rubbers in January at the Blackpool show.

RACE RUBBER SALES				
	2022/23	2023/24	2024/25	2025/26
Nov	2,000	1,000	5,000	7,000
Dec	0	0	0	3,000
Jan	7,000	2,000	31,000	11,000
Feb	8,000	22,000	11,000	
Mar	38,000	35,000	13,000	
Apr	44,000	33,000	27,000	
May	35,000	23,000	23,000	
Jun	15,000	17,000	9,000	
Jul	31,000	16,000	8,000	
Aug	13,000	8,000	8,000	
Sep	5,000	3,000	1,000	
Oct	1,000	2,000	0	
Total	199,000	162,000	136,000	21,000

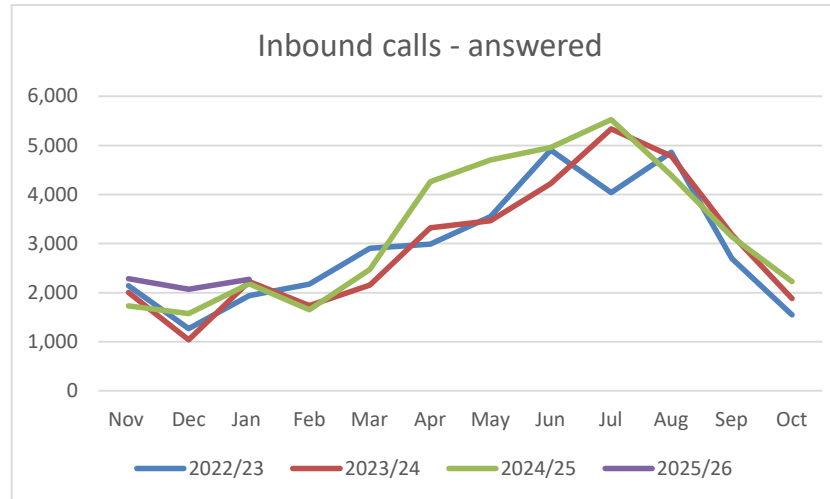


Race Rubbers appear to be on a steady decline on the assumption the increase in ETS ring system being utilised.

RPRA Key Measures at 31st January 2026

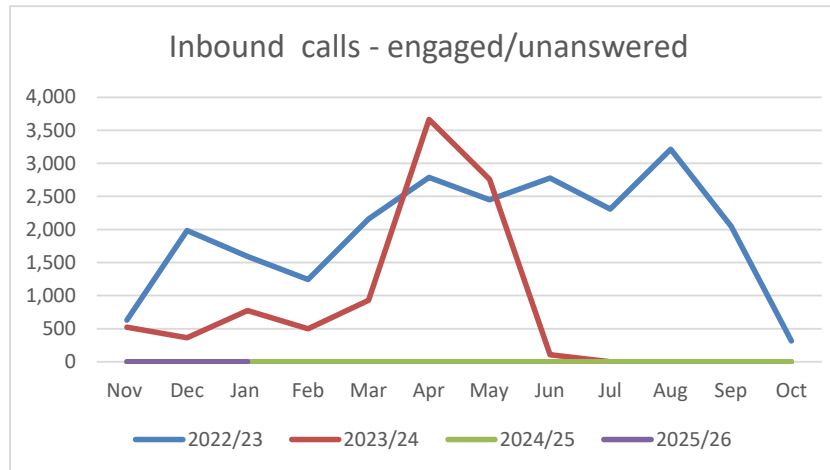
PHONE CALLS

Inbound Calls - answered				
	2022/23	2023/24	2024/25	2025/26
Nov	2,144	2,003	1,728	2,286
Dec	1,268	1,041	1,575	2,065
Jan	1,938	2,229	2,182	2,273
Feb	2,175	1,736	1,653	
Mar	2,902	2,157	2,475	
Apr	2,988	3,324	4,258	
May	3,552	3,468	4,707	
Jun	4,902	4,221	4,955	
Jul	4,037	5,333	5,520	
Aug	4,861	4,780	4,393	
Sep	2,698	3,183	3,137	
Oct	1,547	1,878	2,229	
Total	35,012	35,353	38,812	6,624



Notes: Number of calls answered remains fairly consistent. Incoming calls for BHW routed through RPRA number from 23rd June 2025.

Inbound Calls - engaged/unanswered				
	2022/23	2023/24	2024/25	2025/26
Nov	630	522	0	0
Dec	1,985	363	0	0
Jan	1,590	775	0	0
Feb	1,244	498	0	
Mar	2,156	928	0	
Apr	2,787	3,666	0	
May	2,447	2,758	0	
Jun	2,776	105	0	
Jul	2,307	0	0	
Aug	3,214	0	0	
Sep	2,045	0	0	
Oct	316	0	0	
Total	23,497	9,615	0	0

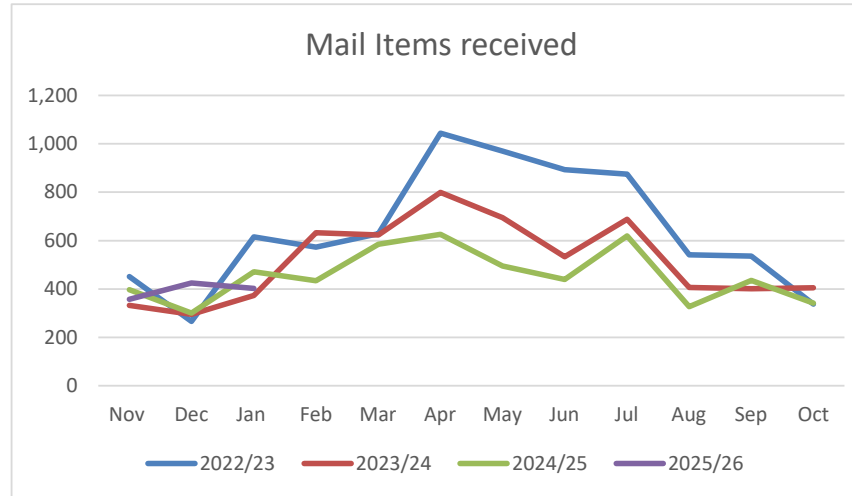


Notes: Number of unanswered calls rose Mar-Apr 2024 due to new staff/bank hols. Number fell to zero in July due 2024 to Call Centre implementation.

MEMBERSHIP SUPPORT - Post

MAIL ITEMS RECEIVED

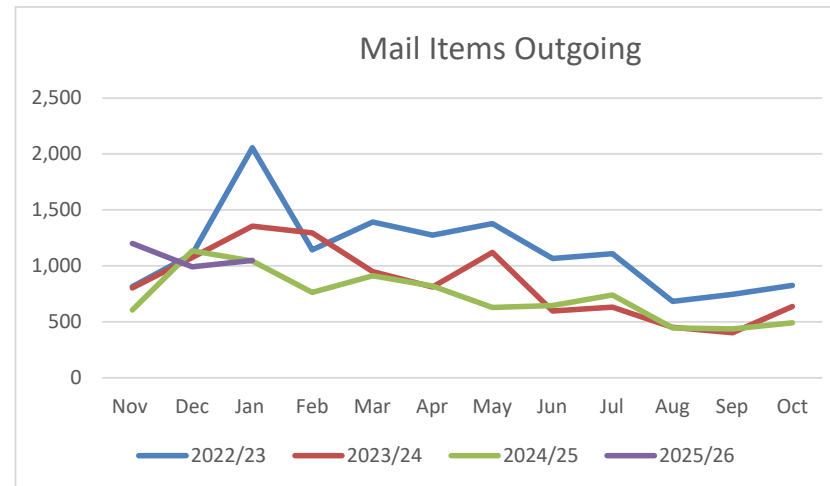
	2022/23	2023/24	2024/25	2025/26
Nov	451	332	397	358
Dec	266	295	300	425
Jan	615	373	471	402
Feb	573	633	434	
Mar	628	624	585	
Apr	1,044	799	626	
May	970	695	495	
Jun	893	534	440	
Jul	875	688	619	
Aug	542	407	327	
Sep	536	401	435	
Oct	338	405	341	
Total	7,731	6,186	5,470	1,185



Post from July 2025 includes BHW incoming post

MAIL ITEMS OUTGOING (franked)

	2022/23	2023/24	2024/25	2025/26
Nov	815	804	605	1,201
Dec	1,104	1,074	1,135	992
Jan	2,057	1,357	1,044	1,049
Feb	1,144	1,294	762	
Mar	1,392	950	912	
Apr	1,276	811	820	
May	1,378	1,119	628	
Jun	1,067	596	645	
Jul	1,110	632	740	
Aug	684	450	446	
Sep	747	403	439	
Oct	827	638	492	
Total	13,601	10,128	8,668	3,242



With effect from May 2022 we have outsourced the printing and posting of automated mail i.e. stray notifications and transfer confirmations. This is to reduce the cost of postage by approx 10% per letter. Increase in Outgoing from June 2025 due to BHW post going from RPRA Office